

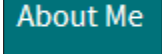
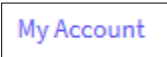
Use the following links to access your alumni account.

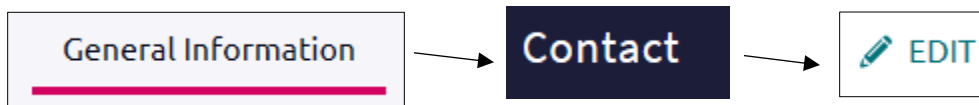
1. Email naviance@everettsd.org to request a temporary password.
 - a. Please include your first/last name, graduation year, and high school you attended.
2. Once you have your temporary password, click the link for the high school you graduated from
3. For the **Email** type your **student ID#**
4. For the **Password** type the temporary password and you will be automatically be redirected to create a new password that you will remember.
5. Now log in with your student ID# and new password.

If you have questions or need further assistance, please email naviance@everettsd.org.

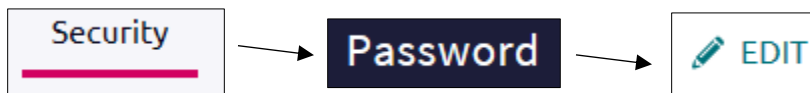
Cascade	https://student.naviance.com/cascadehs
Everett	https://student.naviance.com/everetths
Jackson	https://student.naviance.com/henrymjhs
Sequoia	https://student.naviance.com/sequoiahs

Edit your alumni account login:


1. Once logged in, click **About Me** 
2. Click the **My Account** link 
3. Under **General Information**, click the **Edit** icon in the **Contact** section.



4. Edit your **Email address** and click **SAVE**. 
5. Under **Security**, click the **Edit** icon in the **Password** section.



6. Enter your old password and create a new password and click **SAVE**.



A form with three input fields: 1. '* Old Password' with a red border. 2. '* New Password' with a red border. 3. '* Confirm New Password' with a red border. An arrow points from the right side of the form to a dark blue button labeled 'SAVE'.