

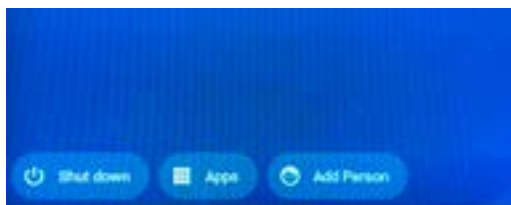


How To Sign Into a District Chromebook

Please Power On the Chromebook

Please connect to your local Wi-Fi access point
If the Sign In page automatically appears, skip to the next instruction below

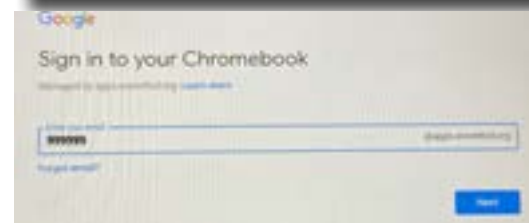
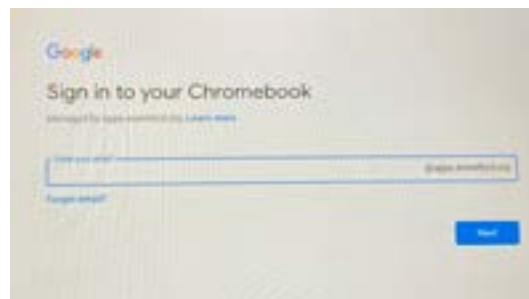
Otherwise, click [Add Person](#)



The Chromebook will prompt to Sign in with an email account.

Please Enter either your [EmployeeID](#) / [StudentID](#) number.
The rest is appended with @apps.everettsd.org

Click [Next](#)



The Rapid Identity Screen will appear
Please Enter either your [EmployeeID](#) / [StudentID](#) number.

Click [Go](#)

After a short while, the profile will load and Chrome will load to the Everett Public Schools page

You have now signed into the Chromebook

