

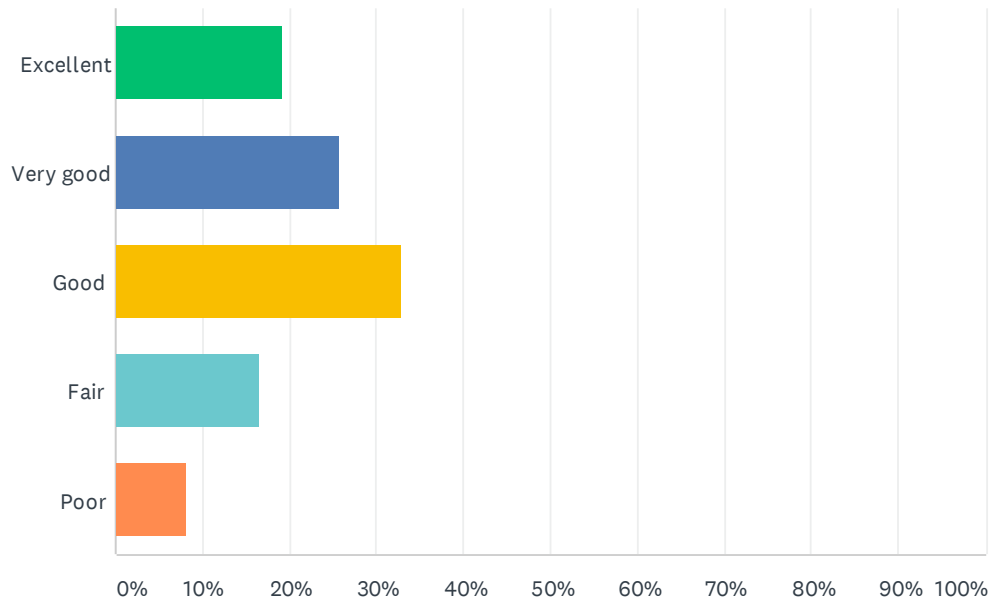
How well are we supporting you during this time?

Q1 Which school does your child currently attend?

Answered: 1,174 Skipped: 12

Q2 How are we doing with providing learning opportunities for your child?

Answered: 1,186 Skipped: 0

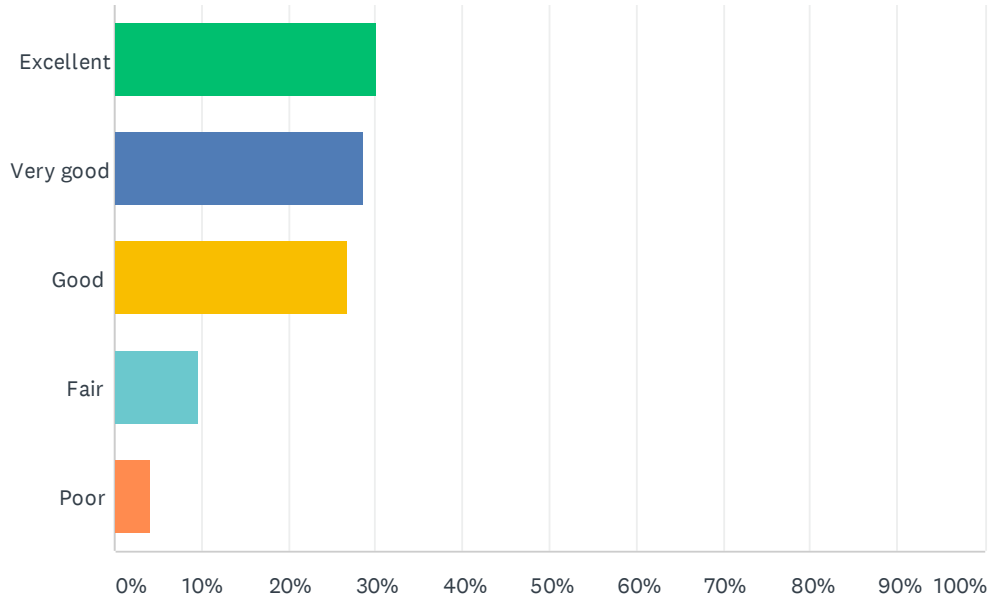


ANSWER CHOICES	RESPONSES
Excellent	19.22% 228
Very good	25.63% 304
Good	32.88% 390
Fair	16.53% 196
Poor	8.09% 96
Total Respondents: 1,186	

Q3 How are we doing at providing technology and support for learning at home?

Answered: 1,185 Skipped: 1

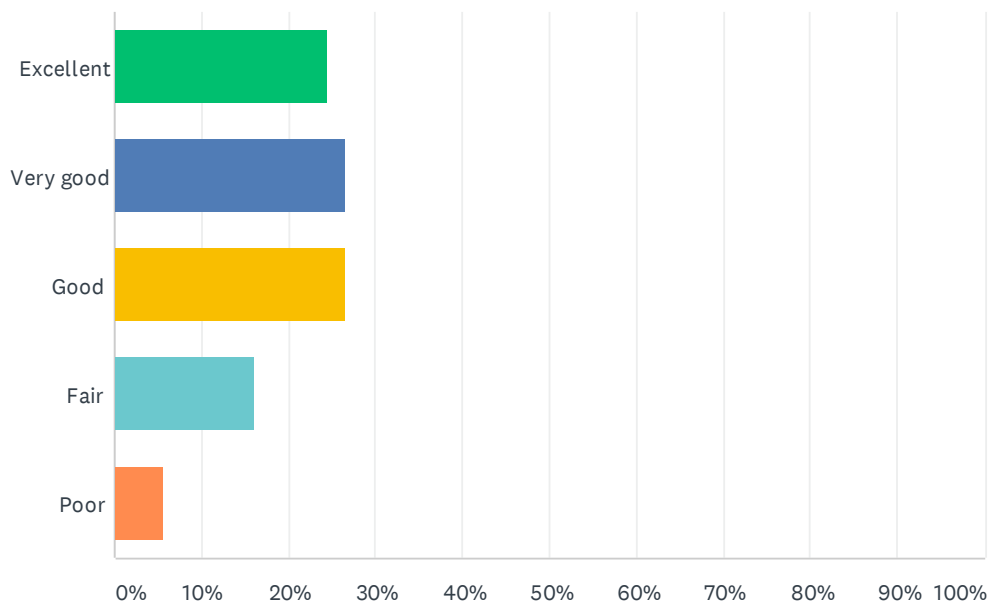
How well are we supporting you during this time?



ANSWER CHOICES	RESPONSES	
Excellent	30.13%	357
Very good	28.61%	339
Good	26.84%	318
Fair	9.70%	115
Poor	4.14%	49
TOTAL		1,185

Q4 How are we doing at providing clear, consistent communication?

Answered: 1,186 Skipped: 0

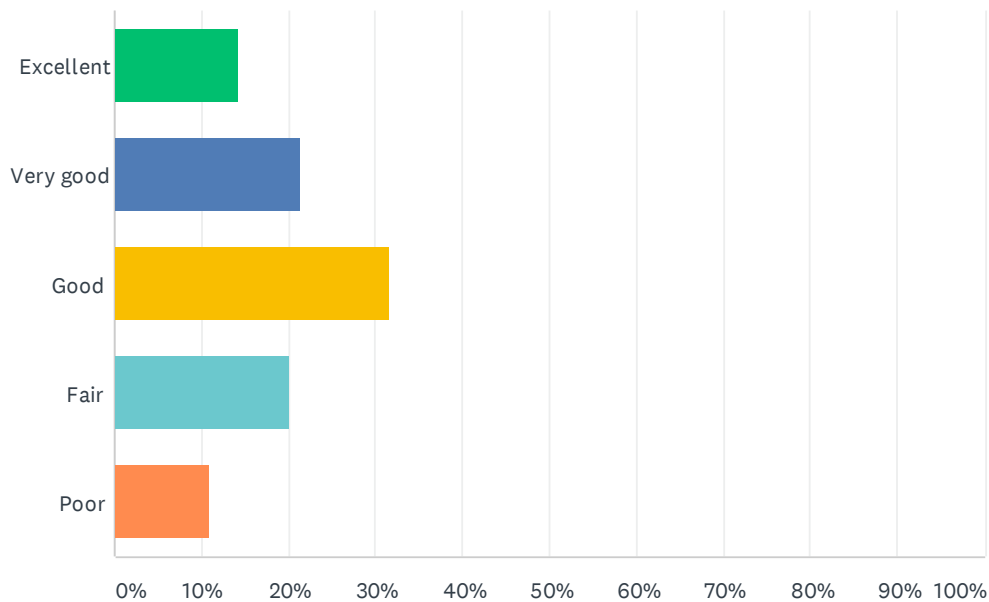


How well are we supporting you during this time?

ANSWER CHOICES	RESPONSES	
Excellent	24.54%	291
Very good	26.56%	315
Good	26.64%	316
Fair	16.10%	191
Poor	5.65%	67
TOTAL		1,186

Q5 How are we doing at providing social and emotional resources and supports?

Answered: 1,179 Skipped: 7



ANSWER CHOICES	RESPONSES	
Excellent	14.16%	167
Very good	21.37%	252
Good	31.55%	372
Fair	20.02%	236
Poor	10.94%	129
TOTAL		1,179

Q6 What else do you need from us to help you and your student be successful with this different way of learning?

Answered: 884 Skipped: 302

How well are we supporting you during this time?