

# Welcome!

## Entry Task:

*Think of a time when you had trouble achieving a goal.*

*On your sticky note list two things that got in the way?*

# IDENTIFYING ROADBLOCKS TO MY GOALS

---

Naviance Student

# What is the Difference?

**Wish:** to want (something) to be true or to happen

*Example – I want to get a better grade in math.*

**Goal:** something that you are trying to do or achieve

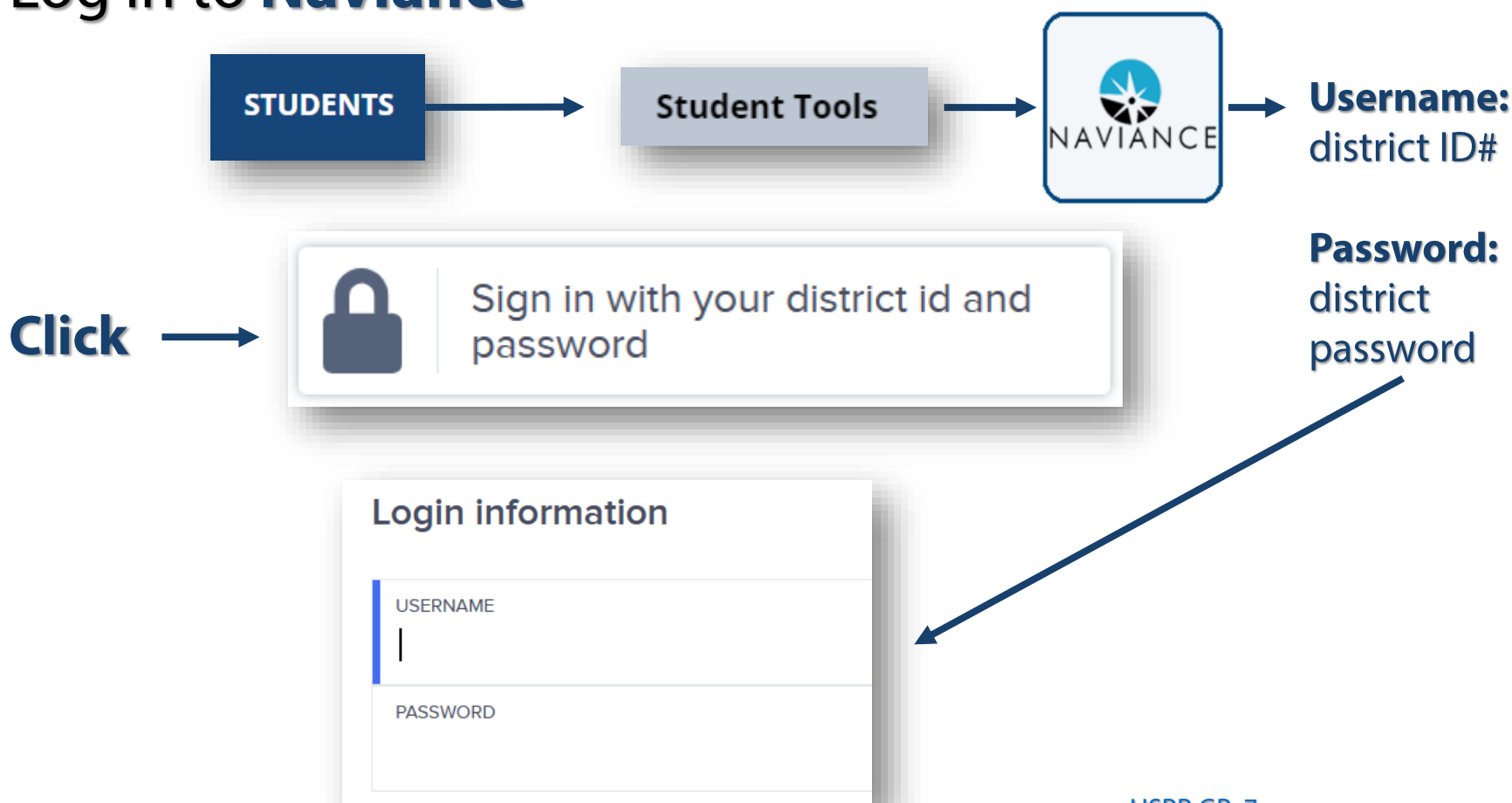
*Example – I will complete my math homework each night when it is assigned.*

A GOAL  
WITHOUT A  
PLAN IS JUST A  
WISH.

- ANTOINE DE  
SAINT-EXUPERY

# Naviance Student

## Log in to Naviance



# Goals and Your Future

Click on **Careers > Explore Roadtrip Nation Videos**

Click **Leaders**

Leaders


Click **M**

M

Scroll to **Marshawn Evans** and click on

Marshawn Evans

Watch ***You Define You***



You Define You  
Video

# What is a Roadblock?

**Roadblock:** something that gets in the way of achieving my goal

Internal Roadblock	External Roadblock
<p>Something within your control that gets in the way of achieving your goal.</p> <p><b>Example:</b> Doubting myself</p>	<p>Something in your environment that gets in the way of achieving your goal.</p> <p><b>Example:</b> Forgetting my uniform on game day</p>

## Video Discussion:

*What roadblocks did the speaker share in the video?*

# CREATING YOUR GOAL

---

# Goal Ideas


Study Skills	Work Completion
I will set aside time to study prior to a test/quiz	I will complete my work when time in class is given
I will make sure I know <u>what</u> to study when the teacher tells the class of an upcoming quiz/test	I will remember to write down due dates for assignments and projects
Ask the teacher for additional help some if I am unsure or confused on some things	I will make sure I know where to locate assignments quickly when I need to turn them in
Create study aids like flashcards or use online apps like Quizlet to help me prepare for a test/quiz	If I am absent, I will contact my teachers about assignments and ask for additional help/time if needed



# Review the S.M.A.R.T Goal Criteria


Remember a ***goal***  
***without a plan is just***  
***a wish...*** Antoine De Saint-Exupery

Make sure you create a  
**S.M.A.R.T 7<sup>th</sup> Grade Goal**




<b>S</b> PECIFIC	What <u>exactly</u> is it you want to achieve?
<b>M</b> EASURABLE	How can you measure and track the progress of the goal?
<b>A</b> TTAINABLE	Is it actually attainable in the given time frame?
<b>R</b> ELEVANT	Is it something that you really want to do? Will it directly benefit you?
<b>T</b> IME BOUND	When do you want to achieve this goal by?

# 7<sup>th</sup> Grade S.M.A.R.T Goal

 7th Grade S.M.A.R.T. Goal



No goals yet

 Add new 7th Grade S.M.A.R.T. Goal

Click to add your new **7<sup>th</sup> Grade S.M.A.R.T Goal.**

Add specific and detailed information in each section to complete your **S.M.A.R.T Goal.**

Click the **Add** button. 

 Cancel
 Add Goal
  Instructions

7th Grade S.M.A.R.T. Goal

\* My Goal is: (required)

*to improve my work completion*

Specific: What specific things will you accomplish?  
**Example** – I will turn in 100% of my 7<sup>th</sup> grade math homework

Measurable: How will you know when you have achieved this goal?

Achievable: Is this goal realistic? Do you have the tools you need to achieve it?

Relevant: Why is this goal important in your life?

Timely: When can you achieve this goal?

**ADD**

# Time for Action!

With your new goal you will be prompted to create at least one action step.

Click **+Define your next step**

Type one thing you plan to do in the next 1-2 weeks to help you achieve your goal.

Click **Add**

You will now see your action steps as **To-do's**.

Next steps:

💎 This looks like a great goal! Now, it's time to think about what steps you are going to take to achieve it.

**+ Define your next step**

Cancel

Add To-Do

\* To-Do

Start typing

140 characters

Associated with a goal or task

to

Priority



HIGH



MEDIUM



LOW

Due date:

Select date (optional)


**ADD**

COMPLETE THE LESSON...

---

# Complete the Lesson Task...

To complete the lesson, click **Planner > Tasks**. Make sure that the **Create an 7<sup>th</sup> Grade S.M.A.R.T Goal** is listed under **Tasks you've completed**.



# Naviance Questions?

If you have any questions, please contact [naviance@everettsd.org](mailto:naviance@everettsd.org).

Be sure to provide your first, last name and the name of your school.

To check messages sent to you through Naviance *Student*, login and click the icon for your **messages** in the upper-right corner.

