

My Many Intelligences & My Future

On your sticky note, write the answer to the following statement.

Write one advantage you have now as an 8th grader that you didn't have when you were in 6th grade.

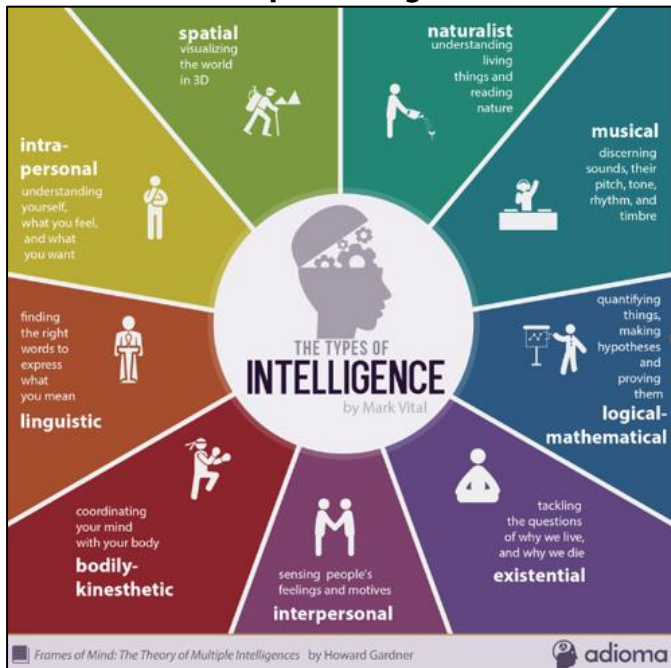
1. Log in to **Naviance**



Username: district ID#

Password: district password

2. What are Multiple Intelligences?



The theory of having Multiple Intelligences refers to **HOW** you learn.

Remember...

- Every person does NOT learn in the same way
- Each of the **nine** intelligences represent different areas of the brain that process information

As you watch this video, write down which types of intelligence you relate to the most.

<https://youtu.be/w7-rYp-BQJO>

3. To access the **Intelligences** assessment, click **Self-Discovery > Intelligences**.

Remember to:

- **Take your time**
- **There are no right or wrong answers**
- **Be honest about your abilities**
- **This is for your own learning not others**

Click **Start Assessment** to begin

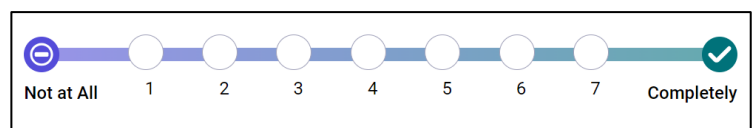
Self-Discovery

Intelligences®

Start Assessment

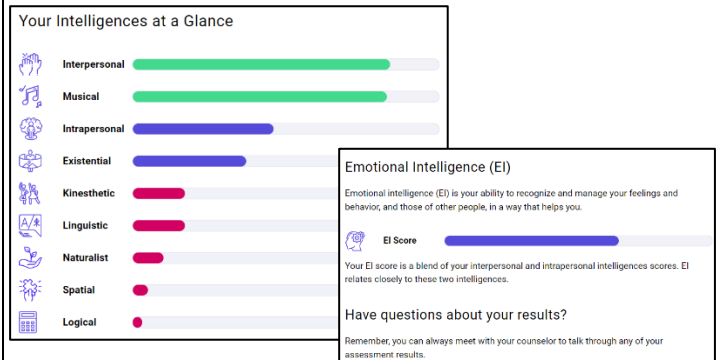
4. For each statement, decide how much it is like you.

Click the number on the 1-7 scale based on your own abilities, strengths, and where you feel you excel.



My Many Intelligences & My Future

5. When the assessment is complete, you will automatically receive your results.



6. **The full report** provides detailed information and ideas about your strongest intelligences

- **Intelligences** are grouped into three categories:
 - **Your Superpowers**
 - **Your Moderate Strengths**
 - **Your Challenges**

Your Superpowers

Your Moderate Strengths

Your Challenges

7. Each intelligence is then broken down into three sub-categories.

- **Strengths**
- **Challenges**
- **Famous People**

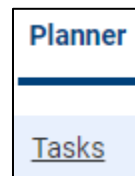
STRENGTHS

CHALLENGES

FAMOUS PEOPLE WITH

8. **Task Completion:**

To complete the lesson, click **Planner>Tasks**. Make sure the **Intelligences** assessment is listed under **Tasks you've completed**.



Tasks you've completed