

Elementary Mathematics Teachers

There are two ways to access SuccessNet Envision either via Clever or Savvas EasyBridge.



1. From [District Student Tools](#) Page or from your school's Student Tools page, click on Clever then click on Savvas EasyBridge icon.
2. From [District Student Tools](#) Page or from your school's Student Tools page, click on Savvas EasyBridge icon. It is a portal to Savvas's SuccessNet platform and products.

SAVVAS EasyBridge

Welcome to Savvas EasyBridge!

Everett Public Schools uses a variety of Savvas Products for different content areas. In order for teachers and students to be automatically added and updated nightly and for students to access a wide variety of Savvas products through one point of access, teachers and students use a URL address that is unique to Everett Public Schools.


[Savvas EasyBridge](#) – One log in – then it is a portal to Savvas's SuccessNet platform and products.

Elementary students using Savvas materials for mathematics will log in to Savvas EasyBridge then:

- Use **Savvas SuccessNet**

Step One: Teachers add products to their classes.

Step Two: Staff and students log in to Savvas EasyBridge and will find SuccessNet in the upper right of the screen when they log in. They will select SuccessNet to access online curriculum



Log in for both staff and students is the same user name and password used to log onto a district computer.

*Specialists, administrators and other staff who do not have assigned classes in eSchool– you need to request access by emailing LMSStaff@everettsd.org.

Q: How do I set up my classes to start the year?

A: As you begin a class each year you will Assign Product

1. Log in to Savvas EasyBridge- [Savvas](#)
2. Navigate to a Current classes (if before a term, go to Future classes)
3. Select Assign Product
4. Find the right product on Savvas Product list
5. Check all boxes that apply to the course and scroll to bottom – make certain to hit SAVE
6. Navigate to SuccessNet platform through link on right of screen.

Expanded Directions

EasyBridge Plus Login - Currently Everett uses Savvas EasyBridge Plus in elementary, middle and high schools.

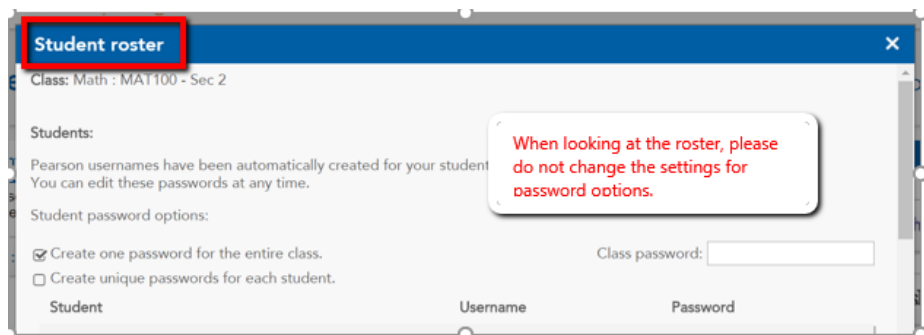
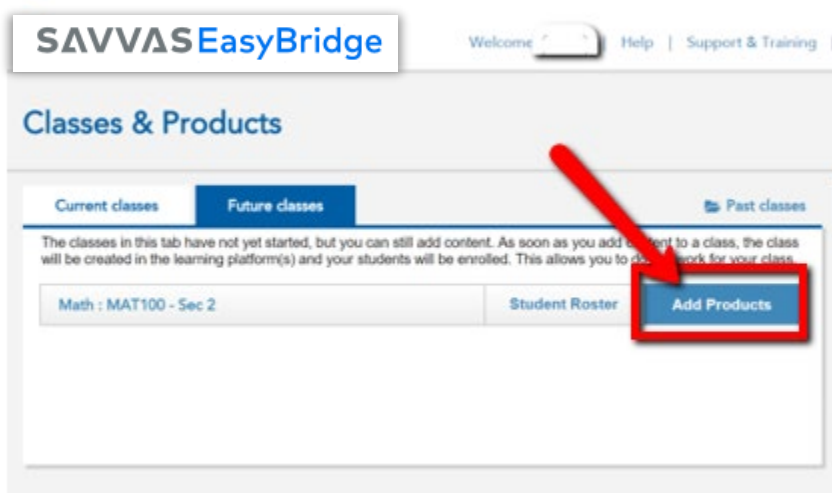
SAVVAS EasyBridge

K-5 Savvas SuccessNet enVision Mathematics

Link here to Everett Public Schools Savvas access point - [Savvas](#)

- Working on teacher, lab or classroom computers – (any district computer that is not a Chromebook) - will automatically log you into Savvas
 - o Just click the link – and you are logged in
 - o Students and teachers are automatically signed in to Savvas – no password required
- Chromebooks or personal devices – students or teachers will need to still log in through [Savvas](#)
 - o User name and password are the same as your network log in (the way you log into computer)

If you have classes in eSchool – once you log in, you will see Classes & Products. A list of classes you are teaching should appear.



Look to the far right – select + Add Products

(Once you add products this will change to Manage Products)

You will see a list of all products associated with Everett Public Schools.

-Elementary teachers only select enVision products

Select SuccessNet from the Platform list to narrow your selections. Check the boxes and SELECT SAVE!


Available Products

Platform: SuccessNet Product Name: enVision

Product Name	Platform(s)
<input checked="" type="checkbox"/> enVisionMATH 2012 National Common Core Grade 1 - (DP-TE-TR-SE-MA)	SuccessNet
<input type="checkbox"/> enVisionMATH 2012 National Common Core Grade 2 - (DP-TE-TR-SE-MA)	SuccessNet
<input type="checkbox"/> enVisionMATH 2012 National Common Core Grade 3 - (DP-TE-TR-SE-MA)	SuccessNet
<input type="checkbox"/> enVisionMATH 2012 National Common Core Grade 4 - (DP-TE-TR-SE-MA)	SuccessNet
<input type="checkbox"/> enVisionMATH 2012 National Common Core Grade 5 - (DP-TE-TR-SE-MA)	SuccessNet

Cancel Save

Once you have added the product – you can navigate to Savvas Success Net using the left icon or selecting the product name.



You can find the link to Savvas EasyBridge in bookmarks or on the Student Tools page available at every school.

