



GET READY FOR SENIOR YEAR IN NAVIANCE...

Naviance Family Connection

<http://connection.naviance.com/cascadehs>

<http://connection.naviance.com/everetths>

<http://connection.naviance.com/henrymjhs>

<http://connection.naviance.com/sequoiahs>



Things to know...

- Naviance Family Connection login
- College research tools
- College application types
- Scholarships
- Everett Public Schools Senior Brag Sheet Survey
- Teacher/counselor/staff recommendations
- Common App
- Financial Aid resources
- SAT/ACT resources



ACCESS TO NAVIANCE FAMILY CONNECTION

Access from Home?

Follow these steps to access Naviance Family Connection from any internet connection.

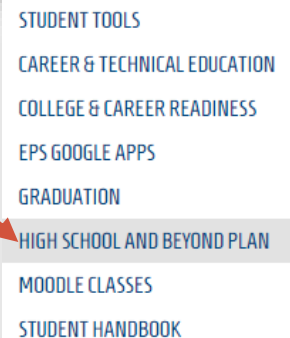
1. Go to the Everett Public Schools website
<http://www.everettsd.org>



2. Go to **Students**



3. Click on **High School and Beyond Plan**



*Locate and click the link to your school to log in



Log-in to Naviance Family Connection

Log-in:

<http://connection.naviance.com/cascadehs>

<http://connection.naviance.com/everetths>

<http://connection.naviance.com/henrymjhs>

<http://connection.naviance.com/sequoiahs>

username: student ID

password: last 4 digits of your student ID **and** the **day** you were born

**(xxxx-last four digits of student ID
and XX Birthday day)**

Example: 999321

Welcome to Family Connection

Nice to see you again! Please log in.

username

password

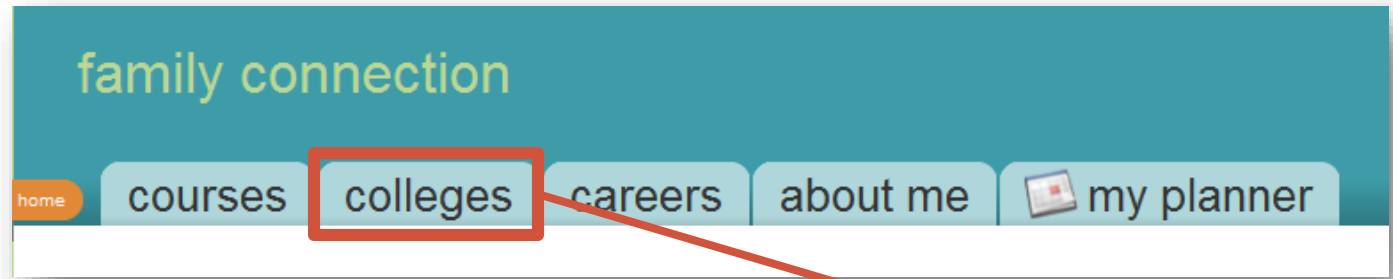
☐ remember me

Log In



EXPLORE COLLEGE RESEARCH TOOLS

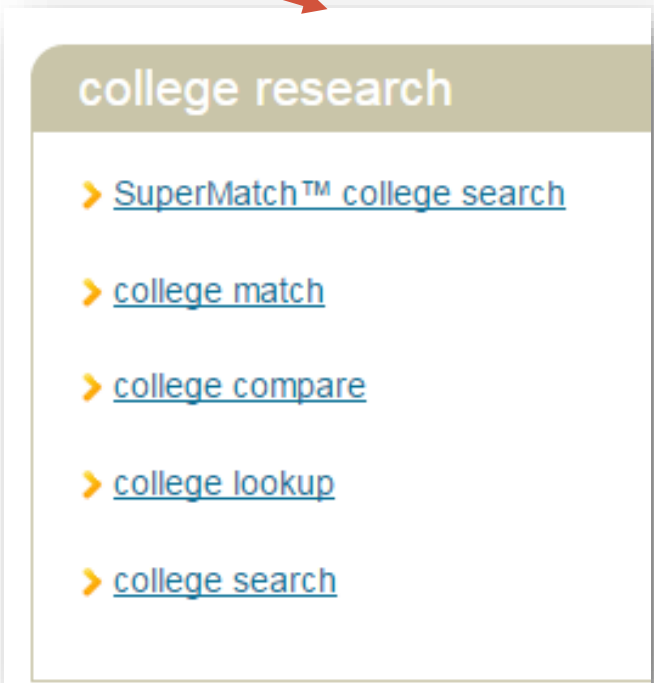
College Research



Explore the different ways to search for colleges by clicking the links.

There are many different ways to search so try more than one!

You will find two-year, four-year, technical and trade colleges, academies and more!





College Application Delivery Types

As you identify colleges to add to your **colleges I'm thinking about** list, you may notice these icons.

 [ADD TO COLLEGES I'M THINKING ABOUT](#)

These icons show all the different ways Naviance will deliver your applications based on what each college prefers.

Click this [link](#) to watch a description of each delivery type.

Delivery Types



Electronic



Common App



Common App via Electronic



Unknown



Mail Only



Common App Mail Only



COMMON APP



If you are planning to apply Common App

The Common Application (Common App) is a college admission application.

Applicants may use Common App to apply to any of the member colleges by completing a single application.

By matching your Common App account to Naviance, your required documents can be sent directly to your Common App account.

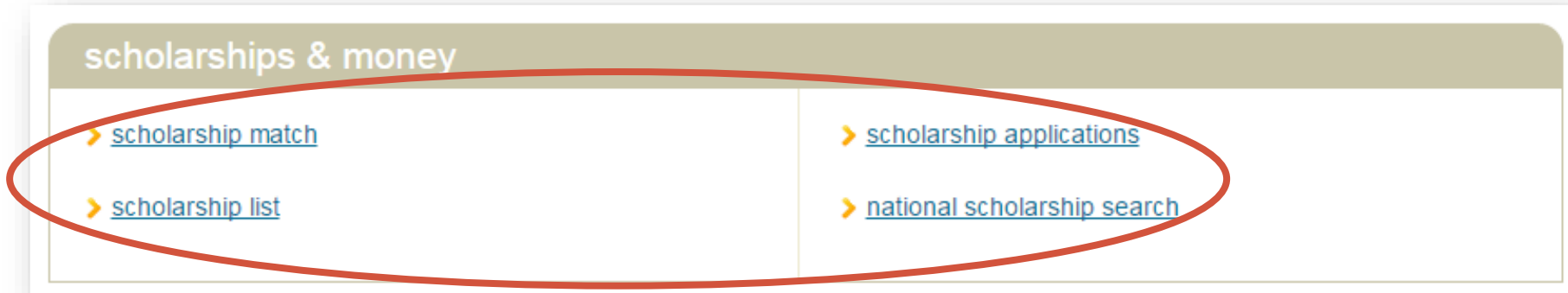




SCHOLARSHIP SEARCHING



How do I search for scholarships?



Explore the variety of scholarship searching links in Naviance Family connection.

In the **scholarship list** you can filter your search by several categories.

Browse by category: (select category) ▼ Go

You can also check the box to **Only show scholarships added or updated since by last visit.**

☐ Only show scholarships added or updated since my last visit



TEACHER RECOMMENDATIONS & SENIOR BRAG SHEET



EPS Senior Brag Sheet Survey

During your senior year there may be times when you need a letter of recommendation.

These recommendations could be for:

- College applications
- Scholarships
- Summer Internships
- Enrichment Opportunities



EPS Senior Brag Sheet Survey

By filling out your **Everett Public Schools Senior Brag Sheet Survey**, you can provide a lot of information at one time to all your teachers and staff for your recommendations.

Teachers and staff can access your responses through Naviance and your information can be updated throughout the year.





REQUESTING TRANSCRIPTS



Requesting Transcripts in Naviance

As a senior, when you determine which college(s) you want to apply to, you will need to request your transcript to be sent through Naviance Family Connection.

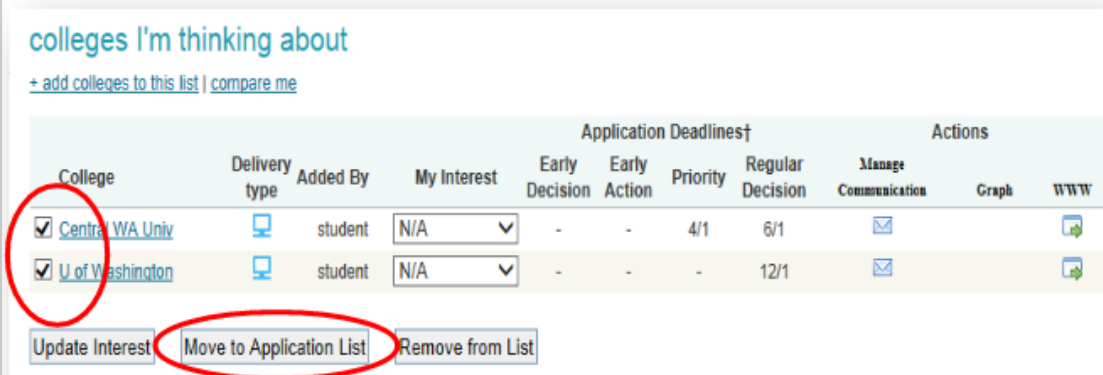
You **do not** need to request your transcript for every college on your list.

Only request a transcript for that college if you submit an application to that college.

***Click this [link](#) to access the document outlining the steps for making your transcript requests. You can also view the steps on the following slides.**

Click on **Move to Application List**

<http://connection.naviance.com/sequoiahs>





Requesting Transcripts in Naviance



Step 4: You will be on the screen **add colleges to which I am applying**.

Put a **check mark** next to request if you are ready to request a transcript to be sent to the college or university.

add colleges to which I am applying

Please confirm that you are actually planning to apply to the colleges you selected and add any additional information if necessary. Click the "request" check box in the Transcript column if you need the school to submit a transcript to that college.

Type	Transcript	College	I have submitted my application
Regular Decision ▼	<input type="checkbox"/> request	Central Washington University	<input type="checkbox"/>
Regular Decision ▼	<input type="checkbox"/> request	University of Washington	<input type="checkbox"/>

Cancel

Add Applications

Step 5: If you have submitted your application, place a **check mark** in the box I have submitted my application

Click on **Add Applications**. This completes the transcript request process.

add colleges to which I am applying

Please confirm that you are actually planning to apply to the colleges you selected and add any additional information if necessary. Click the "request" check box in the Transcript column if you need the school to submit a transcript to that college.

Type	Transcript	College	I have submitted my application
Regular Decision ▼	<input checked="" type="checkbox"/> request	Central Washington University	<input checked="" type="checkbox"/>
Regular Decision ▼	<input checked="" type="checkbox"/> request	University of Washington	<input checked="" type="checkbox"/>

Cancel

Add Applications



FAFSA



Free Application for Federal Student Aid

NEW for the fall of 2016, the Free Application for Federal Student Aid (FAFSA) will be open on **October 1st**.

The FAFSA is a form prepared by you and your family to determine how much money you may be eligible to receive and use to pay for college.

Everyone should fill out the FAFSA no matter the circumstances because everyone is eligible for some form of financial aid.



2017-18 FINANCIAL AID FACTS



DID YOU KNOW? Washington is a top state nationally for students receiving undergraduate need-based financial aid. In 2014-15, 157,000 students with financial need received \$1.9 billion in financial assistance. **HOWEVER, TO GET FINANCIAL AID, YOU NEED TO APPLY.**



To qualify for financial aid, you need to apply. In Washington, there are two different applications for financial aid, but you only need to file one.

File the FAFSA (Free Application for Federal Student Aid) if you are a U.S. citizen or eligible non-citizen. File online at www.fafsa.ed.gov.

File the WASFA (Washington Application for State Financial Aid) if you are not eligible to file the FAFSA due to immigration status. Find information and file online at www.readysetgrad.org/WASFA.

Colleges have their own aid forms and deadlines, too. Check with your financial aid office to stay on-track.



Starting October 1, 2016, students will be able to file a 2017-18 FAFSA or WASFA.

This is a permanent change to the process, allowing students to file for financial aid at the same time that they're completing college applications.

Beginning with the 2017-18 FAFSA and WASFA, students will report income information from an earlier tax year. This is known as prior-prior year (PPY). Beginning in October, students and families will use their completed 2015 tax information to file for financial aid rather than using estimated income in January and updating it later in the spring as was previously required.



Whether you are planning to attend college for the first time or as a returning student during the 2017-2018 academic year, complete the 2017-2018 FAFSA or WASFA, beginning October 1, 2016.

You must file for financial aid every year you attend school. For example, if you are currently a college freshman, you should complete the 2017-2018 FAFSA or WASFA to receive aid for your sophomore year.

You do NOT have to pay to apply for financial aid! Both the FAFSA and WASFA are free.

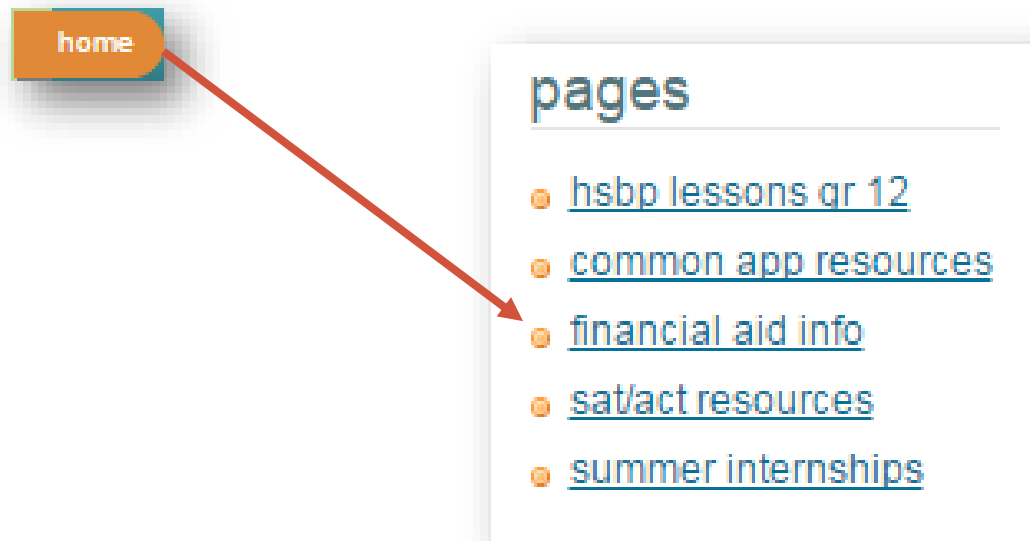
For more on financial aid and college readiness, visit www.readysetgrad.org, your resource to find, pay for, and complete the educational path that's right for you.





FAFSA & WASFA Resources

For resources, videos, links to helpful sites, and more, click on the link for **financial aid info** found in your Naviance Family Connection site.





COLLEGE ADMISSIONS TESTS



SAT/ACT College Admissions

Most four-year colleges require that students submit their assessment scores from their college admission tests.

These admission tests include the SAT and ACT.

It is important to check which type of admissions test the colleges you want to apply to will accept.





SAT/ACT College Admissions

To help you prepare for a college admissions test, visit the **sat/act resources** page in Naviance Family Connection.

home

pages

- [hsbp lessons gr 12](#)
- [common app resources](#)
- [financial aid info](#)
- [sat/act resources](#)
- [summer internships](#)

The **Naviance Test Prep** tool is a great to customize your learning on your own timeline right up until the day of the test.

resources

- [Naviance Test Prep](#) 



DO YOU HAVE QUESTIONS?



Naviance Questions?

If you have any questions, please contact naviance@everettsd.org. Be sure to provide your name and school.

To check messages sent to you through Naviance Family Connection, login and click the link for your **messages** on the right-hand side.

To contact your counselor, click the **contact us** link.

