

Teacher log in to Canvas

Log in using URL: <https://everetsd.instructure.com> or select Canvas from Student Tools.

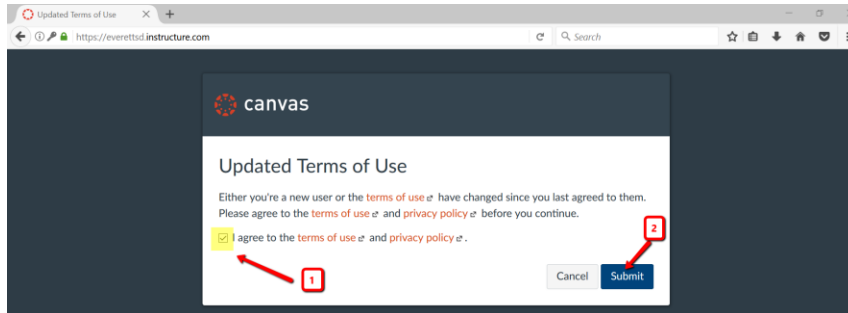


Logging in:

- On a Windows device within the district, staff and students are automatically logged in.
- From a Chromebook or outside district, use ID# and standard password will be required.

First time only

- When logging into Canvas Instructure for the first time you will need to accept terms of use. This has already been reviewed and approved by the district.

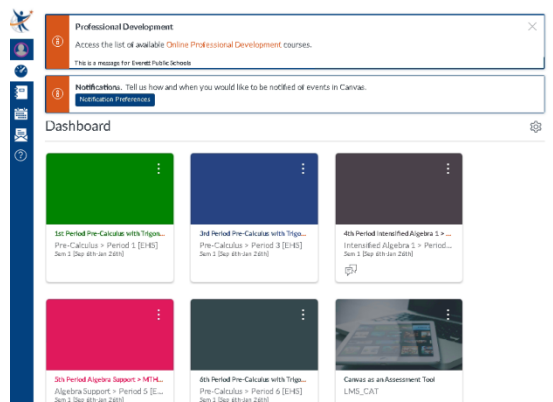


Teacher dashboard in Canvas:

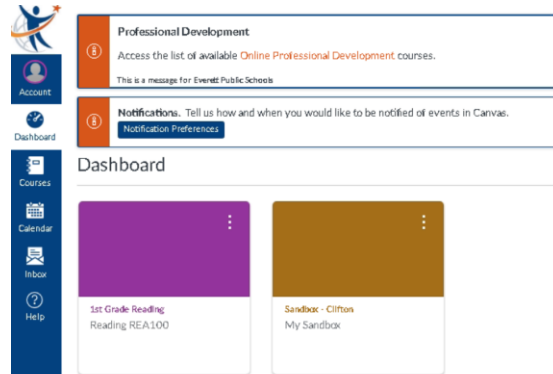
- Secondary teachers: Sandbox and current semester courses (default unpublished)
- Elementary teachers: Sandbox and Reading class

Select course title and students will be in the class.

Secondary view



Elementary view



Each class is set up in a basic template.

- The home page has numbers which link to a corresponding module.
- The course is unpublished, which means not viewable to students.
 - Students are rostered nightly.
 - Selecting Publish makes the course viewable to rostered students.
- Staff and students can select Google Drive and Office 365 and choose to connect directly to those school drives.

Pre-Calculus > Period 3 [EHS]

3rd Period Pre-Calculus with Trigonometry > MTH401

Course Status: Unpublished Publish

Choose Home Page

View Course Stream

Course Setup Checklist

New Announcement

Coming Up: Nothing for the next week. View Calendar

College, Career & Life Ready

Course Info 1 2 3 4

5 6 7 8 9

10 11 12 13 14

15 16 17 18 19

20

Interested in learning more? Visit the district [Canvas information page](#).