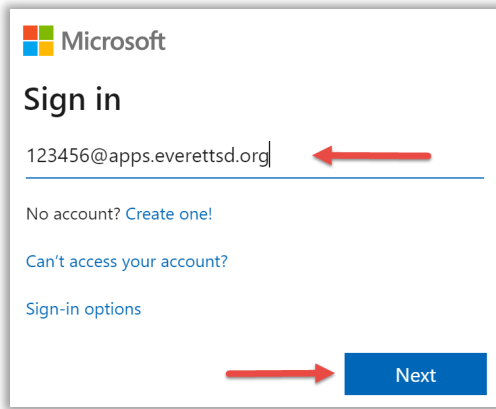
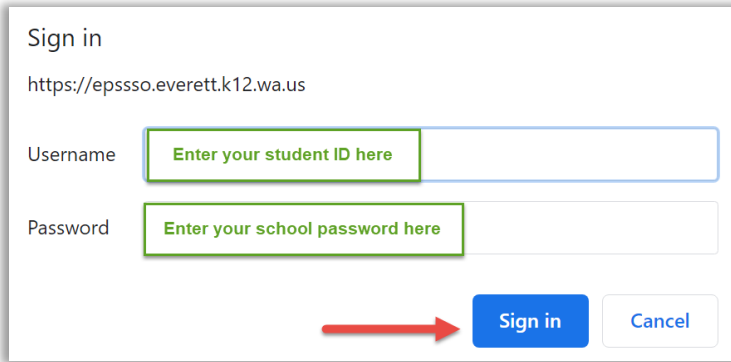


Student email – how to access your student mailbox and finding your email address.

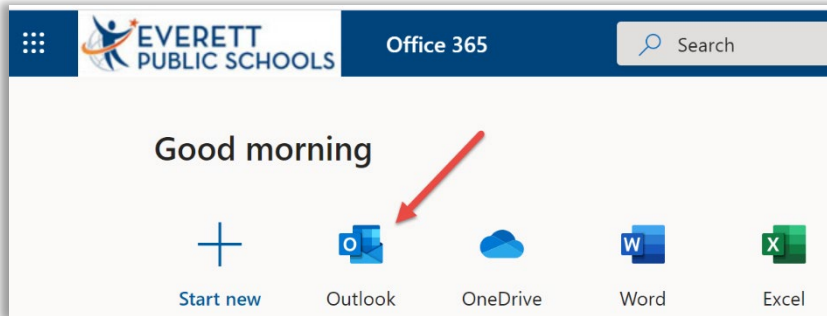
1. Go to Office 365 for Education at <https://portal.office.com/>
2. Enter your ID#@apps.everetsd.org as username. Then, select Next button.



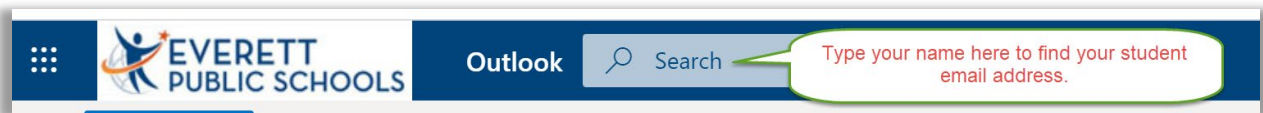
3. From home, you need to enter your username and password again. The, select Sign in button.



4. Select the Outlook tile on your Office 365 page.



5. Type your name in the Search window to find your student email address.



Your email address will appear with your name. The email will be your first initial followed by your last name and possibly a number @stu.everetsd.org. Example: astudent1@stu.everetsd.org.

Learn more about best practices for email and Outlook Online at our webpage.

<https://www.everetsd.org/Page/25473>