


Directions on how to volunteer for an event

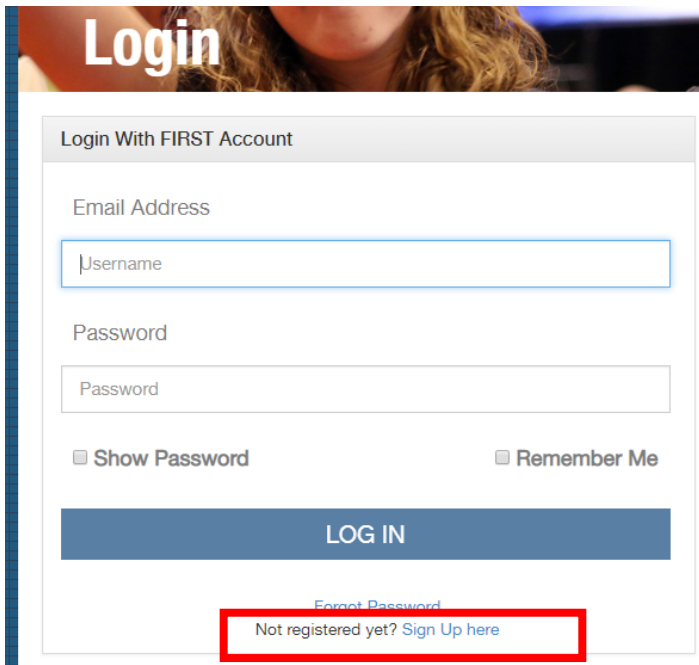
Go to the following URL.

<https://www.firstinspires.org/ways-to-help/volunteer>

Under the Community Menu select Volunteer



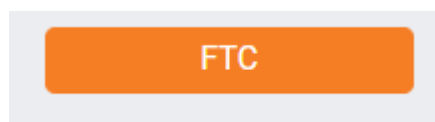
The Volunteer menu will take you to the Login Page. If you already have an account then login, otherwise use the link Sign Up Here.



You will now see several buttons choose the Event Volunteering



Under the Event Filters click on the FTC button



In the Date Area From 12/15/2018

Now you will see 10 rectangles select the one that is called Pasteur Interleague with Event Location Henry Jackson High School, Mill Creek, WA (see picture on page 2)

FTC Event to Select ↓

**FIRST Tech Challenge**  
**Pasteur Interleague**  
**EVENT LOCATION:** Henry Jackson  
High School  
Mill Creek, WA  
12/15/2018 - 12/15/2018  
**SET UP DATE:**  
TBA  
**TEAR DOWN DATE:**  
TBA  
**STATUS:**  
Vounteers Needed

**VOLUNTEER**

You will now have to click on the following buttons.

EVENT DAY 12/15/2018

Assign me as needed

Next

---

Put 2910 where it asks to Enter Team Number

Then click complete

