

Website Analytics April 2014

Website analytics provides insight into who is visiting the website with details of traffic patterns, demographics and technology used. This tool provides the information to create and maintain an effective website.

Analytics are provided on a monthly basis. The following is for the last month.

Overview

142,131 individuals visited the site

454,843 visits were made by the individuals above

1,205,628 pages were viewed during those visits

18% of the visitors were new to the site.

The average number of pages visited on each visit was 2.65.

The average time spent on each page was 2:33.











Most visits came from the following countries:

1. United States
2. India
3. Canada
4. United Kingdom
5. Philippines
6. Germany
7. South Korea
8. Mexico
9. France

People who prefer to view the web with a different language have a setting on their computers that the analytic tool can read. The top five languages preferences that were not a variant of English (US, AU, UK) were:

1. Korean
2. Japanese
3. Spanish
4. Chinese
5. Ukraine

Most visited pages

Landing Page ?		Acquisition	
		Sessions ? ↓	
		454,843 % of Total: 100.00% (454,843)	1
1.	/site/default.aspx?PageID=1 	97,167 (21.36%)	
2.	/Domain/10 	26,629 (5.85%)	Jackson High
3.	/Page/4701 	19,273 (4.24%)	LMS welcome page
4.	/Domain/8 	13,317 (2.93%)	Cascade High
5.	/Domain/9 	9,439 (2.08%)	Everett High
6.	/heatherwood 	6,831 (1.50%)	
7.	/Domain/15 	6,235 (1.37%)	Heatherwood Middle
8.	/Domain/13 	4,919 (1.08%)	Evergreen Middle
9.	/Domain/12 	4,668 (1.03%)	Eisenhower Middle
10.	/Domain/17 	4,471 (0.98%)	Cedar Wood Elementary