

Website Analytics October 2014

Website analytics provides insight into who is visiting the website with details of traffic patterns, demographics and technology used. This tool provides the information to create and maintain an effective website.

Analytics are provided on a monthly basis. The following is for the last month.

Overview

177,698 individuals visited the site

497,121 visits were made by the individuals above











1,489,203 pages were viewed during those visits

26% of the visitors were new to the site.

The average number of pages visited on each visit was 3.00.

The average time spent in each session was 3:16.

Most visits came from the following countries:

	Country	Sessions	% Sessions
1.	 United States	495,205	 99.61%
2.	 India	317	0.06%
3.	 Canada	241	0.05%
4.	 Germany	106	0.02%
5.	 Brazil	92	0.02%
6.	 United Kingdom	85	0.02%
7.	 Philippines	82	0.02%
8.	 Spain	65	0.01%
9.	(not set)	65	0.01%
10.	 Mexico	55	0.01%

People who prefer to view the web with a different language have a setting on their computers that the analytic tool can read. The top five languages preferences that were not a variant of English (US, AU, UK) were:

1. Korean
2. Japanese
3. Spanish
4. Chinese
5. Portuguese (Brazilian)

Browsers

This data shows that Internet Explorer is the most popular browser.

Browser	Sessions	% Sessions
1. Internet Explorer	212,734	<div></div> 42.79%
2. Chrome	202,040	<div></div> 40.64%
3. Safari	54,647	<div></div> 10.99%
4. Firefox	16,985	<div></div> 3.42%
5. Android Browser	8,381	<div></div> 1.69%
6. Amazon Silk	1,334	<div></div> 0.27%
7. Safari (in-app)	361	<div></div> 0.07%
8. Opera	177	<div></div> 0.04%
9. Opera Mini	86	<div></div> 0.02%
10. Mozilla Compatible Agent	81	<div></div> 0.02%

Operating System

Operating System	Sessions	% Sessions
1. Windows	340,660	<div></div> 68.53%
2. Chrome OS	61,726	<div></div> 12.42%
3. iOS	44,419	<div></div> 8.94%
4. Android	27,539	<div></div> 5.54%
5. Macintosh	19,549	<div></div> 3.93%
6. Windows Phone	1,985	<div></div> 0.40%
7. Linux	920	<div></div> 0.19%
8. (not set)	159	<div></div> 0.03%
9. BlackBerry	50	<div></div> 0.01%
10. Xbox	29	<div></div> 0.01%

Mobile Operating Systems

Operating System	Sessions	% Sessions
1. iOS	43,510	<div></div> 54.83%
2. Android	27,031	<div></div> 34.06%
3. Windows	6,801	<div></div> 8.57%
4. Windows Phone	1,889	<div></div> 2.38%
5. (not set)	48	<div></div> 0.06%
6. BlackBerry	46	<div></div> 0.06%
7. Series40	12	<div></div> 0.02%
8. Nintendo 3DS	6	<div></div> 0.01%
9. Nokia	4	<div></div> 0.01%
10. Samsung	4	<div></div> 0.01%

Screen Resolution

Screen Resolution ?	Sessions ? ↓
	497,121 % of Total: 100.00% (497,121)
1. 1920x1080	160,263 (32.24%)
2. 1366x768	93,707 (18.85%)
3. 1280x1024	32,097 (6.46%)
4. 1600x900	27,761 (5.58%)
5. 320x568	20,735 (4.17%)
6. 1440x900	17,719 (3.56%)
7. 768x1024	14,371 (2.89%)
8. 360x640	12,554 (2.53%)
9. 1280x800	12,095 (2.43%)
10. 1680x1050	11,438 (2.30%)

Service Providers

This tells us what provider the visitor is using.

	Service Provider	Sessions	% Sessions
1.	washington school information processi ng cooperative	241,033	<div></div> 48.49%
2.	integra telecom inc.	65,804	<div></div> 13.24%
3.	frontier communications of america in c.	50,526	<div></div> 10.16%
4.	comcast cable communications inc.	29,963	<div></div> 6.03%
5.	(not set)	27,707	<div></div> 5.57%
6.	comcast cable communications holding s inc	14,857	<div></div> 2.99%
7.	comcast cable communications	10,171	<div></div> 2.05%
8.	comcast ip services l.l.c.	6,960	<div></div> 1.40%
9.	comcast cable communications ip servi ces	6,319	<div></div> 1.27%
10.	service provider corporation	6,259	<div></div> 1.26%

Most visited pages

Landing Page ?	Sessions ? ↓	
	497,121 % of Total: 100.00% (497,121)	
1. /site/default.aspx?PageID=1	212,802 (42.81%)	LMS welcome page
2. /Page/4701	24,695 (4.97%)	Jackson High
3. /Domain/10	19,336 (3.89%)	
4. /jacksonhigh	19,153 (3.85%)	
5. /heatherwood	12,214 (2.46%)	
6. /cascade	10,295 (2.07%)	
7. /lms	9,299 (1.87%)	
8. /Domain/8	7,773 (1.56%)	Cascade High
9. /gateway	6,969 (1.40%)	
10. /Domain/9	6,601 (1.33%)	Everett High

School Board 145 unique page views, 2:57

Superintendent 48 unique page views, 2:69